

Range / Sizes

Product	Types	Actual Size	±Watts
DeskBuddy Sizes	DB 100/20	1.0m x 0.5m	100W
	DB 80/20	1.20m x 0.3m	80W
	DB 90/20	1.35m x 0.3m	90W

230 Vac Nominal 50-60 Hertz

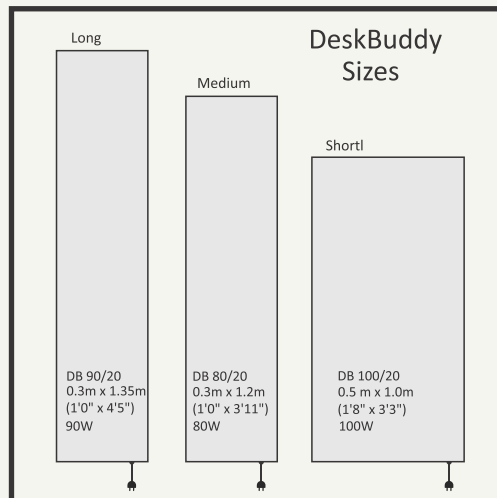


The DeskBuddy is an economical heating appliance for your office. A small radiant heating pad that is neatly fitted under a desk. Peel and stick DIY.

The DeskBuddy under desk heating pad will warm the zone directly under your desk including lower legs, feet and floor.

Available with a variable controller

Manually or use with timer power supply recommended.



Also available:
• RugBuddy®
• FootBuddy®

Contact details

COLDBUSTER® Help Line 0860 554 629
info@coldbuster.co.za
www.coldbuster.co.za

KLIMAX
manufacturing (pty) ltd

ISO 9001 Compliant
222 Van Dyk Road, Boksburg East, South Africa



DeskBuddy®
Under Desk Warmer

DeskBuddy®
Under Desk Warmer

0860 554 629

info@coldbuster.co.za

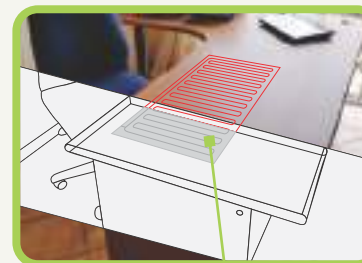
www.coldbuster.co.za

Comfort & Warmth with Ease

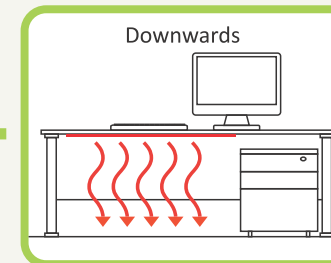


NEW

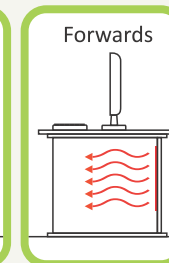
Electric under desk warmer



DeskBuddy®



Downwards



Forwards

- Economical & Efficient
- Safe & Healthy
- Maintenance Free
- Reduce Room Temperature
- Energy Saving
- Improved staff performance & Health



Safety and Precautions

Congratulations on acquiring the smartest radiant micro-zone heater for your desk in the world! Please take a few minutes to read these guidelines and familiarize yourself with your DeskBuddy. This will ensure that you enjoy years of trouble free comfort & warmth at your feet under your desk.

DeskBuddy is an electrical heating appliance and must be used strictly in accordance with these guidelines.



IMPORTANT NOTES

- DeskBuddy is for indoor use only.
- Use only with earth leakage protection ELCB / GFCI / RCD (max 30 mA) in place.
- Do not use without being attached to a desk.
- Do not use folded!
- Do not put any other heating or cooking appliances nearby the heater.
- Do not insert any sharp objects into the heated desk area.
- Do not switch on the DeskBuddy if it has been damaged. Do not repair.
- If the supply cord is damaged, the appliance must be scrapped.
- In case of damage or in the unlikely event of DeskBuddy failure, your RCD / earth leakage may trip. Should this happen, switch off, unplug and contact the helpline (see back page).
- This heating unit must be used on a flat surface. Horizontal or vertical.
- Inspect on and annual basis for deterioration signs.
- This appliance is not intended for use by persons (including children) with reduced physical, sensory or mental capabilities. or instruction concerning use of the appliance by a person responsible for their safety. Children should be supervised to ensure that they do not play with the appliance.
- Do not block the radiant heat by objects such as boxes or paper stacks.

Features and Benefits

- Easy to install - Peel & stick
- Easy to use - Simply plug in!
- Warms within 5 minutes
- Safe and healthy radiant heat
- Effective and efficient
- Turn down central thermostat
- Portable desk heating
- Can be used with a plug in timer / thermostat
- Maintenance free
- Suitable for use on any surface materials - Wood - Metal - Ceramic - Stone
- Economical

Fitting Instructions / Operating guide



1. Peel off the paper backing from the heater



2. Start placing onto inside of the desk peeling paper backing



3. Ensure the heater is flat along the inside desk. Rub with a cloth to improve grip.



4. Place the controller in a convenient position & visible under desk. Switch on and enjoy.

Warranty

Every DeskBuddy is tested before shipping and is guaranteed to be in good working order.

DeskBuddy is guaranteed against manufacturing defects for a period of 24 months from date of purchase. The manufacturer's liability is limited to the replacement of faulty heaters only. Your receipt is proof of purchase

The manufacturer assumes no responsibility for the improper installation and/or use of its products or for any consequential loss. Please read safety & precautions and important notes carefully.

Should you have any queries, visit the website at www.coldbuster.co.za or contact our help line (see back page).