



0860 554 629


info@rugbuddy.co.za  
www.rugbuddy.co.za

**Comfort and Warmth with Ease**



**NEW**

**Electric under rug heater**



■ Your rug

■ RugBuddy®

■ Non slip underlay  
(not included in box)



- Unique
- Economical & Efficient

- Safe & Healthy
- Maintenance Free

## Safety and Precautions

Congratulations on acquiring the smartest radiant floor heater in the world! Please take a few minutes to read these guidelines and familiarise yourself with your RugBuddy. This will ensure that you enjoy years of trouble free warmth.

RugBuddy is an electrical heating appliance and must be used strictly in accordance with these guidelines.



### IMPORTANT NOTES

- RugBuddy is for indoor use only.
- Do not cover the heater with mattresses or other insulating materials (eg. thick duvets, bean bags, etc.) as this traps the heat and raises the temperature under the rug.
- Use with earth leakage protection ELCB / GFCI / RCD (max 30 mA).
- Do not use without a rug on top.
- Do not use folded.
- Do not allow infants or people who are immobile or insensitive to heat to lie or sleep on the heated rug for prolonged periods.
- Do not put any other heating appliances on top of the rug.
- Do not insert any sharp objects into the heated rug.
- Do not switch on the RugBuddy if it has been damaged. Do not repair.
- Turn the power off and unplug when (steam) cleaning your rug.
- Do not use the RugBuddy to dry out the rug.
- If the supply cord is damaged the appliance must be scrapped.
- In case of damage or in the unlikely event of RugBuddy failure, your earth leakage may trip. Should this happen, switch off, unplug and contact the help line (see back page).
- For /16 models the heating unit must only be used above a floor of concrete or similar material.
- For /12 models, all floor finishes are suitable.

## Features and Benefits

- Easy to use - Simply plug in!
- Economical and efficient
- Warms within 15 minutes
- Safe and healthy
- Maintenance free
- Safe and healthy heat
- Can be used with a plug in timer
- Two types available depending on floor finish:
  1. For tile/stone only (/16 models)
  2. For all floor finishes (/12 models)

## Fitting Instructions / Operating guide

- The floor should be smooth and free of grit.
- Cut a non-slip underlay a little bit smaller than the rug all around using a sharp pair of scissors.
- Place RugBuddy (metalized side facing downwards) on top of the underlay ensuring there are no creases in the heater.
- Fix the RugBuddy onto the underlay with duct tape if required.
- Roll your rug over the RugBuddy heater and the underlay.
- Plug the unit into an electrical socket, switch on the power and feel the warmth on your carpet within 15 minutes.


## Element / Performance

Self regulating, multi stranded element with a full earth screen. Insulated with 2 layers of Fluoropolymer coating, fully waterproof and corrosion resistant.

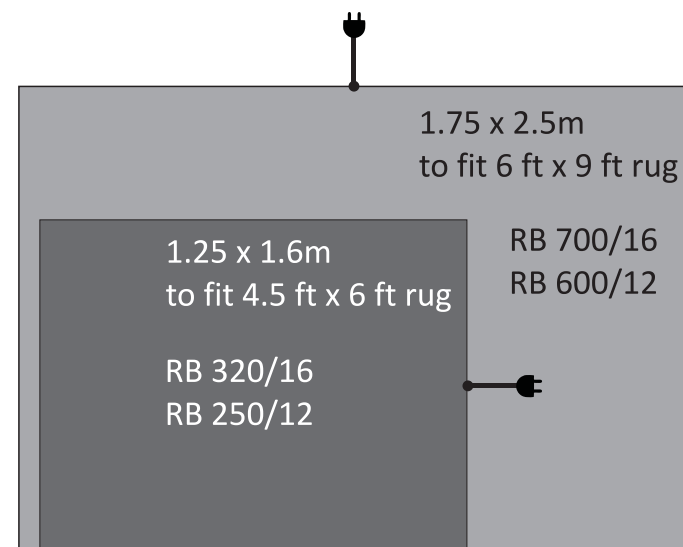
The Klimax element is very thin. You will not feel RugBuddy under the rug, only the warmth.

The heating core has self regulating properties, which means that it generates progressively less heat with increasing temperature.

Designed surface temperatures are between 27° - 30°C (room @ 20°C). Actual temperature will depend on sub floor finish and rug thickness. Thinner rugs reach higher temperature faster.



## Range / Sizes



 Cable exit

	Model no	Size	± Watts	Volts
Tile/Stone Only	RBF 320/16	1.25 x 1.6m	320W	230V ~
	RBF 700/16	1.75 x 2.5m	700W	

All Floor Finishes	RBF 250/12	1.25 x 1.6m	250W	230V ~
	RBF 600/12	1.75 x 2.5m	600W	

## Warranty

Every RugBuddy is tested before shipping and is guaranteed to be in good working order. RugBuddy is guaranteed against manufacturing defects for a period of 24 months from date of purchase. The manufacturer's liability is limited to the replacement of faulty heaters only.

The manufacturer assumes no responsibility for the improper installation and/or use of its products or for any consequential loss.

Should you have any queries, visit the website at [www.rugbuddy.co.za](http://www.rugbuddy.co.za) or contact our help line (see back page).

## Contact details

COLDBUSTER® Help Line 0860 554 629  
[info@rugbuddy.co.za](mailto:info@rugbuddy.co.za)  
[www.rugbuddy.co.za](http://www.rugbuddy.co.za)

**KUIMAX**  
 manufacturing (pty) ltd

Manufactured by  
 Klimax Manufacturing (Pty) Ltd.  
 222 Van Dyk Road  
 Boksburg East  
 South Africa  
 ISO 9001:2008